



TOPLINES

Miniature Schnauzer Club of Michigan

"Insanity: doing the same thing over and over again and expecting different results."
Albert Einstein

TOPLINES
Miniature Schnauzer Club of Michigan
 Editor-Joanne Forster, 2186 S. Elkton Rd, Elkton, MI 48731 Ph. (989)-375-4106
 Email: jofor@airadv.net

March/April
2012


Inside this issue:

UMBILICAL HERNIAS

Cover Story	pg 1
Next Meeting Info	pg 2
2012 Calendar	pg 3
Awards	pg 4
Show Calendar	pg 5

Officers 2012

- President: Beth Santure
- Vice Pres.: Sue Quinn
- Secretary: Donna Giles
- Treasurer: Sue Schauer



Conventional wisdom says that umbilical hernias are inheritable, and a dog with a hernia should not be bred. Conventional wisdom, however, does not differentiate between "true hernias" where there is a defect in the body wall, and "delayed closures", where a small bit of omentum slips out of the area before the umbilicus closes. In 26 years of dealing with breeders and reproduction, I do not have any evidence that "delayed closures" are inheritable. "True hernias" are indeed highly inheritable. They generally have a thick cartilage edge with an irregular, more or less circular shape. They may extend up into the diaphragm, causing a communication between the thoracic (chest) cavity and the abdominal cavity. These are very difficult to repair surgically because there is a great deal of tissue missing and the tissue is hard and inflexible. They often require the use of a mesh implant to close the defect. These hernias can be related to other midline defects such as heart abnormalities and cleft palates. "Delayed closures" are just that. There is an area in the abdominal wall where the great vessels of the umbilical cord exit the body of the fetus to derive nutrition and oxygen from the placenta. After birth, these vessels close and shrink up. There is left behind a small area in the midline where the vessels formerly escaped the body. The nature of this structure is a linear slit in the midline, lined with normal connective tissue. There are other structures on the 'midline' that undergo similar development after birth. In the heart, there is a hole between the upper chambers that allows the fetus to bypass the lungs, which, of course, cannot contribute any oxygen to the blood before birth. Oxygen is obtained through the umbilical cord from the placenta, where the mother's blood stream exchanges oxygen and carbon dioxide with the baby's circulation. When there are delayed closures in the heart, it may be possible to hear a murmur at 4 or 5 weeks that is no longer audible by 6 or 8 weeks. This is normal development. These holes, like the umbilicus, must be present in the fetus and close over a period of time after birth. Omentum is a kind of slippery thin sheet of tissue which is present in the abdomen. It provides several services to the abdominal organs. It has blood vessels travelling through it to the intestine. Its surfaces produce serous fluid which lubricates the abdominal organs and makes it possible for them to slide against each other without rubbing. It carries lymph nodes for the abdomen, and is a major depot for fat storage. It partially contains the abdominal organs - especially the small intestine - and supports them in a kind of "plastic bag". As the puppy puts on weight, it is possible for a bit of this thin slippery tissue to protrude through the umbilical slit. As the normal process of closing of the umbilicus proceeds, it is possible for this bit of tissue to be entrapped. The danger here is whether it is solely omentum that is escaping, or if the defect is large enough for a loop of small intestine to escape the abdomen as well. It is essential with either condition to "reduce" the tissue escaping at least once daily. Turn the puppy on its back and gently massage the protrusion and slide the contents back up into the abdomen. This lowers the risk of a loop of intestine becoming strangulated in the protruding tissue. If the 'hernia' is a closure defect, the normal process of closing will continue, and at some point a small amount of omentum may be entrapped

Miniature Schnauzer Club of Michigan

Dinner/Meeting

April 28, 2011

GUEST SPEAKER:

David Tucker


He is the retired director of the Humane Society of Genesee County and a member of Companion Dog Training Club. He will speak about how the shelter is run, common misconceptions, and also how they worked with breed rescue.

Bavarian Inn Restaurant

713 S. Main Street

Frankenmuth, MI 48734

Phone (800)228-2742



US-23/75 to Exit 136 (Birch Run)

**Turn East & proceed to M-83, turn left, proceed to downtown,
on the right after the covered bridge**

Room Available @ 5:00pm

Cash Bar Social Hour at 5:30-6:00pm

Dinner served at shortly after 6:00 pm

General Meeting to follow

MENU:


**Family style chicken dinner with all of the accompanying
side dishes plus dessert. Coffee, pop and tea included. Cash Bar.**

Cost is \$26 per person (tax & gratuity included)

Children under 12 get a discounted price.

Reservation **REQUIRED Friday, April 20. Contact Diane Gardner
(810)789-6605 (after 8 pm) or email: gardnerdiane@hotmail.com**

AS ALWAYS GUESTS ARE WELCOME!!



2012 Calendar of Important Events

April 28-

MSCM Dinner Meeting- Bavarian Inn, Frankenmuth (see page 3 for details)

JUNE ?-

JULY 27- MSCM 3rd Agility Trial

AUGUST 18- TBA

SEPTEMBER 28-

MSCM Fall Specialty Show-Monroe,

MI-Monroe County Fairgrounds

OCTOBER 5-7

Montgomery County Weekend-Pennsylvania

OCTOBER 27-TBA

MSCM Dinner Meeting

DECEMBER 8-

MSCM Christmas Banquet & Awards
Coral Gables Restaurant, East Lansing

The Humane Society of the United States (HSUS) does not operate a single pet shelter anywhere in the US. For every \$19 you give to the Humane Society of the United States (HSUS) only 9 CENTS goes to care for the animals. The other \$18.91 goes for lobbying, executive salaries and pensions! Give to your local shelter where your money will help the animals!

MSCM Agility Trial



The Whelping Box

Friday, July 27, 2012

**Canine Sports & Recreation Center
Dexter, MI**

**Member volunteers needed! If you can't make it to the trial, volunteer to make food to feed the workers!
More info on the trial to come later**

No litters to announce at this time

The quality of your litter should not only be evaluated by the best in the litter....but by the least. If you are breeding quality animals, even your pets should be good examples of the breed!

Continued from page 1

in a bubble outside the essentially closed body wall. This is viewed by most people as a hernia, and a serious problem. If the dog is a year old, has a small bubble, or 'belly button', and it cannot be reduced, has been there since it was a baby, and the dog is healthy and well, it is pretty obvious that the bubble does not contain any intestine. While the puppy is younger, it may not be clear. The very tiny holes with a small bubble of omentum do not require surgery. Slightly larger holes should be closed to be sure that no intestine becomes strangulated in the process of closure. NOTE: no delayed closure can ever close completely

simply because there is something sticking through it. If there were no omentum sliding out, they would continue to close normally. What they do, is they close tightly around the omentum, trapping it outside in an absolutely firm unchanging bubble.

"True" umbilical hernias can make no progress in closing, ever. They must always be surgically repaired. These individuals should never be bred. These are quite serious.

I have never seen a bitch with a delayed closure and trapped omentum bubble show any sign of problem in carrying a litter or whelping. I have never seen one of these bitches produce puppies with hernias.

The catch is, you must know which you have. Most veterinarians don't draw these kinds of conclusions or try to differentiate the two different conditions. Your vet may or may not be of help to you in this. Breeders with years of experience often know the difference intuitively. Indeed, since "true" hernias are relatively rare, most have never seen one, unless they are breeding a line that produces them. In these cases, they see true hernias with great enough frequency that any breeder with any common sense will abandon that line.

MINIATURE SCHNAUZER CLUB OF MICHIGAN

TOPLINES

is a bi-monthly publication

January-February

March-April

May-June

July-August

September-October

November-December

Editor - Joanne Forster

We're on the Web!

www.miniatureschnauzerclubofmichigan.org

The objective of the Miniature Schnauzer Club of Michigan is to advance the principals and scientific practices in the breeding of purebred Miniature Schnauzers: foster co-operation between breeder, owner, and veterinarian; encourage the exchange of information and experience among the club members and between show-giving clubs; to conduct sanctioned and licensed specialty shows and matches; and to encourage the adherence to the high standards of conduct and to the rules and regulations of the American Kennel Club.



Awards presented at the February 2012 meeting for titles earned in 2011

Harmons

Ch UCh Loneacre's Tinkering with Chance, WPGCH

McCallum

R-Jo's Trendsetter Bootsie, CDX, RE, OA, NAJ, NAP, ANA
R-Jo's-U-R-My Sunshine Shasta, CDX, RA, NA, NAJ, OAP, OJP, AJP, RE, U-OR1
Jofor's No Rules Chance, CGC, U-OR1

Beagle

Ch Blackwitch Roxee Red Delite
Ch Blackwitch Keep Sake
Ch Blackwitch Chiquita Banana
Ch Blackwitch Bud-Wi-Zer

Ch Blackwitchfarm It's Five'O'clock Some Where
Ch Blackwitch Wish I Was A Pei

Baitinger

MACH 2 Loneacre's Firecracker, CD, RE, MXF
MACH 2 Loneacre's Found A Peanut, XF

Kozlowski

Jofor's Katy Zoomer Koz, OA, AXJ, OF

Santure

Ch Loneacre's Cowboy Casanova
Ch Loneacre's Spring Fling, OA, OAJ

Quinn

Loneacre's Dixieland Express, CDX, RN, MX, MXJ, XF

Hoffman

GCH CH Earthsong Remedy For The Blues

Belated congratulations from **2010** for

Mary Ann for **Jofor's Katy Zoomer Koz, NA, NAJ, OAJ, NF**

Joanne McCallum's late **R-Jo's Firecracker, NA**

Show Calendar

Obedience & Rally

May 5-6 Obed & Rally
Tri Cities DTC of Saginaw
Flint, MI
Closes 4-18

May 12-13 Obed & Rally
Midland MI KC
Midland, MI
Closes 4-25

May 24-28 Obed & Rally
Various kennel clubs
Kalamazoo, MI
Closes 5-9

June 9-10 Obed & Rally
St. Joe Valley Agility Club
Buchanan, MI
Closes 5-23

June 9-10 Obed & Rally
Mt. Pleasant KC
Mt. Pleasant, MI
Closes 5-23

June 16-17 Obed & Rally
Grand Traverse KC
Traverse City, MI
Closes 5-30

June 23-24 Obed & Rally
Macomb KC
Armada, MI
Closes 6-6

Agility

May 4-6
Grand Rapids Agility Club
Kentwood, MI
Closes 4-20

May 12-13
Midland MI KC
Midland, MI
Closes 4-28

May 18-20
Greater Toledo Obed Train
Club
Sylvania, OH
Closes 5-2

May 25-27
CDTC
Grand Blanc, MI
Closes 5-9

June 1-3
Sportsmens DTC
Lapeer, MI
Closes 5-15

June 9-10
Up N Over Agility Club
Grand Blanc, MI
Closes 5-23

June 15-17
Fort Detroit GWP Club
Dexter, MI
Closes 6-2

June 22-24
Kalamazoo KC
Kalamazoo, MI
Closes 6-2
OUTDOORS

Conformation

May 12 & 13
Midland MI K.C.
Midland, MI
Closes 4-25

May 19 & 20
Genesee Co. K.C.
Corunna, MI
Closes 5-2


May 24-28
Pontiac, Holland, Gr. Rapids, Ka-
zoo, Gr. Muskegon K.C.s
Kalamazoo, MI
Closes 5-9

Jun 9 & 10
Mt Pleasant MI KC

Braggs

On Nov. 19, 2011 Bootsie, Shasta and Chance each earned their first 3 titles in UKC Rally OBR1
On March 24, 2012 Jofor's No Rules (Chance) earned his first AKC title in Beginning Novice with a score of 192 (at the Birch Run shows) and a 4th place.

All three dogs are owned, trained and loved by Joanne McCallum



Congratulations!

DUES INCREASE REMINDER!!

Starting this year, payable on October 1st, MSCM dues have increased from \$10 to \$20 per person and from \$15 to \$30 per family

Mt. Pleasant, MI
Closes 5-23

June 15-17
Grand Traverse KC
Traverse City, MI
Closes 5-30

June 23 & 24
Macomb K.C.
Armada, MI
Closes 6-6