



TOPLINES

“There is no limit of what can be accomplished when no one cares who gets the credit”
—John Wooden

TOPLINES

May/June
2005


Editor-Joanne Forster, 2186 S. Elkton Rd, Elkton, MI 48731 Ph. (989)-375-4106
Email: jofor@airadv.net

Inside this issue:

Cover Story	pg.1
Events Calendar	pg.3
The Whelping Box	pg.3
Member Profile	pg.4
Performance Corner	pg.4
Braggs	pg.5
From the President's Desk	pg.6

Officers 2005

President: Beth Santure
Vice Pres.: Joanne Forster
Secretary: Bethany Gazella
Treasurer: Sue Schauer



COCCIDIA!

By Joanne Forster

(Disclaimer: The information shared in this article was gained by research on the internet and personal trial and error of the author. Readers should always seek the advice of a licensed Veterinarian)

If you own a dog, one or many, and you compete with them in any venue, at sometime or another your dog is bound to pick up coccidia. Although dog shows and other events aren't the only place your dog can pick it up, (i.e. a boarding kennel) it is the most likely. And, unfortunately, once you have it on your property (it lives in the soil), you'll never be rid of it unless you burn the ground or move! But there is hope, as I have found out, that you can drastically reduce the number and severity of outbreaks. Coccidia is a one-celled parasitic protozoa that infects the intestinal tracts of dogs (and other animals). It is highly contagious, being spread through the feces of infected dogs, with a 13 day incubation period. It is detected by a routine fecal exam, often needing more than one test to confirm because of the cysts being shed intermittently. The first symptoms are

soft, mucousy stools that have an odor similar to the smell of freshly cut alfalfa. The infected dog's eyes are often watery and the coat becomes dull. As damage to the mucous lining of the intestines progresses, a secondary bacterial infection sets in and the stools begin to smell foul and often contain large amounts of mucous and blood. Left untreated, coccidia can be fatal for young puppies. The most effective treatment that I have found (by trial and error) is with the use of liquid Corid (Amprolium-9.6% Solution) or Albon Solution (liquid, NOT the tablets) at the rate of 1cc per 5# body weight, in the drinking water daily for 21 days! (not the 7 to 10 days normally recommended by the vet.) The reason being is that coccidia runs a 21 day cycle and that is how long it takes the cells of the intestine to shed to the surface and allow the Corid (or Albon) to get to the coccidia. The negative effect of treating with Albon or Corid, is that it also destroys the beneficial intestinal

bacteria. During and after treatment, it is a good idea to give a high potency probiotic supplement (with digestive enzymes) to help maintain a healthy digestive tract. All of my dogs get a probiotic supplement on their food daily. It's important to pick up all fecal matter promptly and treat the yard and kennel areas often. Coccidia is NOT destroyed by bleach, contrary to popular belief. It has been shown to be destroyed by Ammonia, and the "old fashioned" Lysol concentrate. (1 part Ammonia or Lysol to 10 parts of water.) I personally treat my yard bi-weekly and cement kennel area weekly, alternating with the diluted solutions of Ammonia, Lysol, or Bleach (I still use this as a parvocide). I have never killed the grass in the yard by doing this.. Before treating the yard, my dogs were continually re-infecting themselves every time they used the yard. Do not use plastic food or water dishes as coccidia

Continued on page 4

Miniature Schnauzer Club of Michigan

Sunday, June 26, 2005



Eye Clinic-Starts at 9:00 am

Your dog's registration information will be needed for eye checks



Grooming by Request-Starts at 11:00 am

Bring your questions about pet or show grooming. There will be grooming tables set up for individual practice or demonstrations. Owners need to bring their own equipment for hands on training (i.e. scissors, brush, clippers)



Potluck Lunch-Starts at 12:00 Noon

Bring a dish to pass and chairs
There will be more Q & A after lunch if there is an interest.



Business Meeting-Immediately following Lunch

If you wish to discuss a matter, have your information ready. Committees, be ready with your reports. This will help to keep time to a minimum.

Please call Margo (517)789-7173 or e-mail at wildwoodm@aol.com with reservations for eye checks and lunch. Please let her know what you plan on bringing for the potluck

This is held at the home of Debbie & Del Herrell
13551 Phal Rd, Grass lake, MI 49240

DIRECTIONS: I-94 from the East: Exit 157 Pierce Rd. – at the end of the exit turn left (old US-12 Michigan Ave.) Go 4 1/2 miles to Francisco Rd., turn left. Go to stop sign. Turn right on to Grass Lake Rd. Go 1/2 mile to Fishville Rd. Turn left. After S curve is Phal Rd. Turn right (only goes to the right) to the second house on the left (farm)

I-94 from the West: Grass Lake Exit (Mt. Hope Rd.) at the end of the exit turn right onto Mt. Hope Rd. Go to the stop light. Turn left on to Michigan Ave. Go approximately one mile to Norvell Rd. Turn right, continue through 4-way stop to the next cross road. Turn left onto Phal Rd. Go 1 1/2 miles. Farm is on the right.

can stay in the crevices. Use stainless steel dishes and clean with a mild ammonia solution regularly. By following this protocol, I have not had any more full blown outbreaks. Occasionally, when one dog passes a mucousy stool, I will treat everyone with Tylan Soluble Powder (Tylosin Tartrate) in the water, and it clears it up immediately without it spreading

to the others. Tylan is great to have on hand to treat many intestinal infections. It is safe (recommended by a vet) to treat nursing mothers, puppies, and adults. The dosage is 1 tsp. per 5 gallons of water (or 1/4 tsp. per 1 gal.) given as the only source of drinking water for 3 days.

Source for Probiotics:
http://www.nzymes.com/product_bacpak_plus_fortified.htm
Source for Corid, Albon & Tylan:
<http://revivalanimal.com/>
<http://www.kvvet.com/>

2005 Calendar of Important Events



JUNE 26

Annual MSCM Outdoor Potluck Meeting & Eye Clinic- Held at Debbie Herrell's residence, Grass Lake

AUGUST 20

Outdoor MSCM Fun Day & Potluck Meeting- Milan, Home of Beth & John Santure

SEPTEMBER 30

MSCM Fall Specialty Show-Monroe, MI-Monroe County Fairgrounds

OCTOBER 7-9

Montgomery County Weekend-Pennsylvania

OCTOBER 22

MSCM Dinner Meeting held at the Ramada Inn, Battle Creek

DECEMBER 11

MSCM Christmas Banquet & Awards- Place to be Announced



The Whelping Box

Born Friday June 3, 2005, a litter of 4 puppies, 2 males & 2 females (3 B/S & 1 S/P)


Sire: Ch. Jofor's What's It To You (S/P)

Dam: Loneacre's Lady Liberty (B/S)

Owner: Beth Santure

Fundraising

A reminder to save your empty printer cartridges and get them to Pete Molter. He has the mailing envelopes and will send them all out at once for reimbursement. Get them from friends, family, and work! Toner cartridges also! Bring them to the next meeting or get them to someone who is going to be there!
 Thanks!



!RAFFLE TICKETS ARE HERE!

Starting at the June meeting, raffle tickets will be available for members to buy and sell for our fall specialty fund raiser. We do pretty good with the raffle, but we can do MUCH better if everyone would commit to selling at least 5 books each!!

!AUCTION ITEMS!

Don't forget your donated auction items! Let's keep making our annual auction a huge success!! Get your items in early to either Beth or Joanne.

As always, we are looking for members to pitch in and help where needed!

(Setting up, bake sale, selling raffle tickets, cleaning up, etc...)

TICKET PRICE: 6 FOR \$5.00 OR \$1.00 EACH

RAFFLE TICKET

PRIZES

FIRST PRIZE-CUSTOM MADE, 48 INCH, PLUSH, STUFFED MINIATURE SCHNAUZER
 SECOND PRIZE-12 INCH STUFFED MINIATURE SCHNAUZER
 THIRD PRIZE-TWO BLACK & SILVER TY BEANIE MINIATURE SCHNAUZERS

MINIATURE SCHNAUZER CLUB OF MICHIGAN FALL SPECIALTY SHOW

SEPTEMBER 30, 2005

MONROE COUNTY FAIRGROUNDS-MONROE, MICH.
NEED NOT BE PRESENT TO WIN

NAME _____
 ADDRESS _____
 PHONE _____

Member Profile—Beth Santure, MSCM President

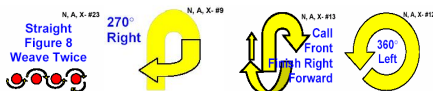
John and I bought our first Miniature Schnauzer from Debbie Herrell in 1982. Her name was Sercatep Curious Kassie and she was many firsts for us. My first purebred dog, first obedience dog, I learned how to strip a coat on her, whelped my first litter with her, and she produced our first homebred champion. Kassie herself became a Champion with a UD title, the 11th Miniature Schnauzer to hold these two titles. Kassie is the only Schnauzer to this day that John claimed ½ ownership in (not the end that eats he used to say). Debbie was my mentor in this wonderful breed and I learned a lot from her. Debbie taught me how to groom, show a dog in conformation, the in's and out's of breeding and whelping puppies (no pun intended) and much, much more. We used to go to many dog shows back then

when we both had stronger backs and feet with arches still in them. That was back in BC (before children)! 20 dogs have finished their Championships here with 15 being homebred. I haven't put another obedience title on a dog since Kassie but our Smash may be the next one, I hope. Lindsay, Eric and I have been enjoying Agility with our dogs and have put some of those titles at the end of their names. I must say that some of our best fun has been training, laughing and running agility with our dogs.

I am an active member in the Ann Arbor Kennel Club, Ann Arbor Dog Training Club and am currently on the Board of the AMSC. When I'm not doing something with the dogs or kids I like to garden, especially flowers. John likes to hunt and fish and, as of late, build garages. As a family we like to camp, hike in the woods,

go to the beach, watch movies and eat ice cream.

I have been a member of the MSCM for about 20 years now. I have held every office except Treasurer. I still believe that we have one of the best local clubs in the AMSC and hope it continues for a very long time.



RALLY OBEDIENCE –

A New Performance Event!

As of January 1st, the AKC began offering titling classes in a new performance venue called Rally Obedience. Simply stated, Rally is a more relaxed form of obedience competition that includes many “doodling” type heeling exercises. Agility enthusiasts immediately understand Rally because a Rally “course” can be compared to an Agility course in that you follow a numbered sequence of exercises or “stations,” and each course is different. Like Agility, the handler is allowed to walk the course beforehand to familiarize themselves with the path. The fun part is that the handler is allowed to talk to, repeat commands, clap their hands and encourage their canine teammate during the entire course, working at their own, brisk speed. They begin on the judge’s “forward” command, heeling between stations, stopping at each station to perform the exer-

Performance Corner—by Lynn Baitinger

cise indicated, then continuing on through to the Finish sign. Even seasoned obedience competitors are finding their way into the Rally Ring!

Scoring is based upon 100 being a perfect score, with a minimum of 70 points needed to qualify. Deductions are much looser than in traditional Obedience – the general rule of thumb being if the error would be a 1/2 point deduction in traditional obedience classes, it is a zero deduction in Rally. One point errors are scored as such though. You are allowed to re-try stations (a 3 point re-try deduction), and it is only 10 points off if you perform an exercise incorrectly. To encourage briskness in the ring, time has been introduced and it is used to break ties.

There are three levels of Rally in which titles may be earned - three qualifying scores being required at each level before moving up. Novice (RN) is where everyone starts, then one moves up to the off leash classes – Advanced (RA) and Excellent (RE). At each level, additional stations/exercises are introduced; with the level of difficulty increasing proportionately. On average, about 16 stations are included in a course.

Some fun stations are: *Call Front Finish Right Forward*. In that exercise, the handler stops his forward heeling, takes a couple of steps back and the dog comes in to front position and sits. The handler

then finishes the dog to the right, without a sit at heel and continues heeling to the next station. Another is *Straight Figure 8 Weave Twice*. This exercise requires that the team heel between four cones in a zig zag pattern, turn and repeat, back to the first cone. At the higher levels, a fun exercise is the *OffSet Figure 8* where food bowls are put out filled with tempting treats and the team must heel around and through this temptation, often with hilarious results! Sometimes Rally is harder for the Handler than the Dog - especially when they miss a sign! We can't blame *that* on the dog, now can we! The AKC has introduced Rally as a stepping-stone to the traditional Novice, Open and Utility Obedience program, as a relaxed way for new people to enter the world of dogs. When the Rally team moves over to the regular obedience classes, they will feel less intimidated and more confident with this “ring experience” under their belt. As a matter of fact, when a team earns Rally titles at all three levels, one will have trained a very nice working dog!

I feel the AKC has a winner on their hands and would like to recommend and suggest that we all encourage this new sport to our club members, our puppy buyers and others. Have FUN in Rally!




BRAGS

*Sunday, May 15 at the Midland Kennel Club Agility Trial, Joanne McCallum's "Bootsie" earned her Novice Agility Standard title, garnishing 2 First places and 1 Second place.

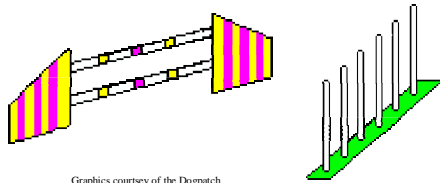
*Saturday, May 28, at the Companion Dog Training Club Agility Trial, "Bootsie" earned her Novice Jumpers With Weaves title, with 2 First places and 1 Third place.

*Saturday, May 28, at the Companion Dog Training Club Agility Trial, Joanne McCallum's "Diamond" earned her Jumpers With Weaves Agility title with 3 First places.



CONGRATULATIONS!

*Mythago's Lasto Beth Nin (Kaleb) completed the requirements for his AKC C.D. title at Companion Dog Training Club of Flint's obedience trial on March 26th and March 27th. Kaleb had a score both days of 195 in the Novice B class. On March 26th he earned a fourth place as well as being the highest scoring mini schnauzer in class and the highest scoring terrier in trial. On March 27th he was the highest scoring mini schnauzer in the class. Owned by Lisa Martin.



Graphics courtesy of the Dogpatch www.dogpatch.org



*Blackwitch Leather-n-Lace finished with a 3-point major, going BOB over specials, at the Maury County Kennel Club (TN) on March 26, 2005. The next day, (same Kennel Club) March 27, Blackwitch Super Delite also finished with a 3-point major. Owner Carol Beagle



CONGRATULATIONS!

MSCM TROPHY DONATION FORM

Amount- _____ Check Number _____

Donor's Name- _____

Address- _____

Mail to:
Lynn Baitinger
5400 Orion Rd.
Rochester, MI 48306-2549

MINIATURE SCHNAUZER CLUB OF MICHIGAN

TOPLINES

is a bi-monthly publication

January-February
March-April
May-June
July-August
September-October
November-December

The objective of the Miniature Schnauzer Club of Michigan is to advance the principals and scientific practices in the breeding of purebred Miniature Schnauzers: foster co-operation between breeder, owner, and veterinarian; encourage the exchange of information and experience among the club members and between show-giving clubs; to conduct sanctioned and licensed specialty shows and matches; and to encourage the adherence to the high standards of conduct and to the rules and regulations of the American Kennel Club.



We're on the Web!
www.mscm.org



From the President's Desk.....

