



# TOPLINES

## Miniature Schnauzer Club of Michigan

*"The best way to escape from a problem is to solve it."*  
Robbie Gass

### TOPLINES

#### Miniature Schnauzer Club of Michigan

May/June  
2013

Editor-Joanne Forster, 2186 S. Elkton Rd, Elkton, MI 48731 Ph. (989)-375-4106  
Email: [jofor@airadv.net](mailto:jofor@airadv.net)



#### Inside this issue:

Cover Story	pg 1
Next Meeting Info	pg 2
2013 Calendar	pg 3
The Whelping Box	pg 3
Vinegar to Kill and Prevent Ticks	pg 4
Braggs & Show Calendar	pg 5

#### Officers 2013

President: Susan Quinn  
Vice Pres.: Diane Gardner  
Secretary: Donna Giles  
Treasurer: Sue Schauer



## Reviving Newborns

A call from a friend recently prompted me to research for more ways to revive newborn puppies that were born not breathing or having trouble breathing. Years ago I learned the swinging method from a book and have had to use it upon occasion throughout the years. If done correctly it works to expel fluid in the lungs, but if done incorrectly, can cause intracranial damage. The correct way to do this is: Wrap the puppy in a clean, dry towel and cradle it in both hands; cup the hands around the puppy and towel. The puppy's head should be closest to your fingertips. Raise your hand to about the level of your neck, and firmly swing your arms down toward your knees. Make certain the puppy's body, neck and head are firmly supported in your hands. This procedure can help dislodge any fluid or mucus that is still in the puppy's chest and throat. Despite this method working well for many of us for years (without ever causing complications) many now suggest other safer and effective methods for resuscitation.

#### TECHNIQUE OF RESUSCITATION

After the puppy is born and removed from the sack, gently wipe the nose with cotton. Force the haws open by pressing on the corners of the mouth and hinging the lower jaw open, then use a cotton swab to remove any fluids in the mouth. Next, tilt the puppy to an approximate 55 degree angle to the floor with the head DOWN. Hold the puppy with both hands, one hand over the shoulders and the other over the hindquarters. The method of holding the puppy is all-important. To explain further, I hold the forequarters in my right hand with the hand arched over the withers, the thumb on the shoulders and upper arm on one side, the index finger supporting the head and the middle finger holding the shoulder and upper arm on the other side. The hindquarters are held in the left hand with the hand arched over the rump, the thumb holding the thigh, the index finger curled down over the anal area and supporting the floor of the pelvis, and the middle finger firmly holding the other thigh.

Pretend the puppy is an accordion. The hands on the fore- and hindquarters are holding the handles. STRETCH the puppy to its full length. WAIT two or three seconds for the lungs to fill with air. PUSH the puppy together to its shortest possible length. The air should be heard leaving the lungs and often fluid is seen coming out of the mouth and/or nose. Be sure to keep the puppy at the 55 degree angle with the head DOWN. Repeat the STRETCH – WAIT – PUSH sequence about 12 to 14 times per minute. The movements should be gentle but strong enough that the puppy is visibly lengthened in the stretch portion and visibly compressed and the ribs rounded up in the push portion. ADVANTAGES OF THE TECHNIQUE  
I prefer the above method to mouth-to-mouth resuscitation because it forces the fluid out of the airways and this is necessary for the puppy to survive. I prefer it to the direct compression-of-the-ribs method of artificial respiration because there is

**Miniature Schnauzer Club of Michigan  
Fun Day  
June 15, 2013**

**At the home of Beth & John Santure  
200 Begole Rd Milan, MI 48160**

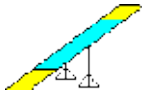
**Come and join us for a fun filled day!**

**—Potluck Lunch at Noon—  
Business Meeting to follow**

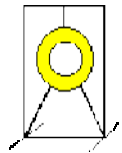
Members are asked to bring a dish to pass for the lunch, Sandwiches and drinks are provided. Please RSVP Beth by email at [bjsanture@peoplepc.com](mailto:bjsanture@peoplepc.com) by June 13 to let her know if you are planning to attend and what dish you are bringing.

Lynn Baitinger will give a mini seminar on teaching beginner agility to dogs/puppies. Bring your dogs, chairs, exercise pens and a dish to pass.

If you have a portable agility jump bring it along too. We'll have the meeting rain or shine. If it rains we'll be meeting in the back garage



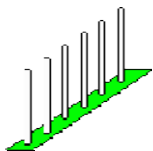
**Guests are ALWAYS welcome!**



If you are planning to donate items for the September Specialty Auction but can't attend, bring them with you to the meeting


**DIRECTIONS:**

**US-23 to Exit 31 (Willis Rd.). West onto Willis Rd. to Platt Road (stoplight). Left (south) on Platt Rd. for 2 miles to Begole Rd. Right onto Begole Rd, over RR tracks, only house on the right.**



Continued from page 1

danger of injury to the delicate rib cage. Also, it is of some direct benefit to the circulatory system and reinforces the heartbeat. I suggest you practice this technique on your next litter and perfect it for the occasion when you need it to save a life. Finally, if the puppy is still unresponsive, there is a pressure point right below their nose that you can try. Veterinarians use a drug called epinephrine to jump-start a heart that's stopped. When you're too far away from the emergency clinic, you can stimulate your puppy's body to release the natural equivalent called adrenaline by stimulating a very specific acupuncture point. This technique has successfully been used to re-start the heart, stimulate stopped breathing, and save lives. Still-born puppies that have seemed dead for over an hour have been successfully revived using acupuncture resuscitation. (See [Toplevels Jan/ Feb2013 Issue](#)) The stimulation point is beneath the puppy's nose in that slit above her upper lip. Acupuncture should only be used after CPR fails. Use a clean needle or pin and insert into the center of the slit in his upper lip. Poke it in down to the bone, and wiggle it back and forth. One note on the above; if you use that technique and see ANY blood, keep working on the puppy. No blood and the puppy is most likely too far gone. Another meth-



## 2013 Calendar of Important Events

MSCM Fall Specialty Show-Monroe, MI-Monroe County Fairgrounds

**JUNE 15-**  
MSCM Fun Day and Meeting. At the home of Beth and John Santure, Milan. (details on page 3)

**OCTOBER 4-6-**  
Montgomery County Weekend-Pennsylvania

**JULY 26-**  
MSCM Fourth Annual Agility Trial - Dexter, MI

**OCTOBER 20-**  
Meeting at Sue Quinn's House in Macomb

**August ?-** Date TBA

**DECEMBER 7-**  
MSCM Christmas Banquet & Awards Coral Gables Restaurant, East Lansing

**SEPTEMBER 27 -**

od: Try alternating the puppy in bowls of hot water and cold water. Fill 2 bowls with water--one from the hot tap and one from the cold tap. Immerse the puppy first in one pan and then in the other (to the neck). I have used this method successfully over the years on several occasions, with seemingly dead puppies and it has worked! The idea is to shock the system into taking that first breath. Do it about 10 times. If it works, towel dry the puppy vigorously until he is breathing normally and then put him with the dam. Sometimes there isn't time to fill water dishes and with a lifeless puppy, time is of the essence. In a case such as this, hold the puppy under

the water faucet with alternating cold and hot water – as hot and as cold as is safe. Many breeders will always have [Dopram](#)\* available, which must be obtained from a vet.

Hopefully knowing these techniques will help save a puppy if needed in your (or my) next litter!

Happy whelping!

\*Doxapram(Dopram) stimulates respiration. It may be used to start or stimulate respiration in newborn puppies and kittens following a difficult birth or a C-section. It may also be used during or after surgery, or to diagnose laryngeal paralysis. It is not a substitute for proper artificial respiratory support (mechanical ventilation). Doxapram may be given as drops under the tongue or by injection. The effect is usually seen within 2 minutes of giving the drug. At high or repeated doses may see high blood pressure, heart rhythm abnormalities, seizures, or hyperventilation. Consult your veterinarian if you notice any of these side effects.



## The Whelping Box

Born May 30, 2013, 3 Salt and Peppers, 2 girls and a boy  
Dam: Scarlet (Ch. Jacqueminot J'Escarlet Pour Donnella)  
Sire: Rev (Ch. Jacqueminot Start to Finish)  
Owner: Donna Giles



## Don't Forget to Send in your Trophy Donation!!

### MSCM TROPHY DONATION FORM

Amount \_\_\_\_\_  
Check Number \_\_\_\_\_  
Donor's Name \_\_\_\_\_  
Address \_\_\_\_\_

Mail to:  
Lynn Baitinger  
5400 Orion Rd.  
Rochester, MI 48306

## MINIATURE SCHNAUZER CLUB OF MICHIGAN

### TOPLINES

is a bi-monthly publication

January-February  
March-April  
May-June  
July-August  
September-October  
November-December

Editor - Joanne Forster

We're on the Web!

[www.miniatureschnauzerclubofmichigan.org](http://www.miniatureschnauzerclubofmichigan.org)

The objective of the Miniature Schnauzer Club of Michigan is to advance the principals and scientific practices in the breeding of purebred Miniature Schnauzers: foster co-operation between breeder, owner, and veterinarian; encourage the exchange of information and experience among the club members and between show-giving clubs; to conduct sanctioned and licensed specialty shows and matches; and to encourage the adherence to the high standards of conduct and to the rules and regulations of the American Kennel Club.



## Vinegar to Kill & Prevent Ticks

### Spray

A homemade spray solution of one part vinegar and one part water helps keep ticks and fleas away from your pets. Pour the solution in a spray bottle and spray directly onto your pets, but be careful not to get it in their eyes.

### Direct

If, after inspecting yourself and your pet for ticks, you find a tick, rub distilled vinegar directly onto the tick with a cotton bud or cotton ball -- or pour over the site -- until the tick lets go. After the tick releases its hold, pull it out with tweezers and dunk it in a cup of vinegar until it has drowned, then dispose of it.

### Drinking Water

After you have gotten rid of your pet's ticks, the Vinegar Institute recommends adding a teaspoon of white distilled or apple cider vinegar to a quart of your pet's drinking

water -- this is for a 40 pound animal, so adjust accordingly. Consuming the vinegar will change your pet's scent and, if your pet will drink it, will help prevent and kill future ticks and pesky fleas.

### Alternative Solutions

Iodized salt and hot water also kills ticks. Simply mix iodized salt with hot water to dissolve the salt. Pour the salt water over the tick until it unlatches itself. You can also encourage a burrowed tick to unlatch itself by spreading iodine or alcohol over the tick. A solution spray of lemon and water is a good way to repel ticks.

### Prevention

Prevention is the best way to keep ticks away from your family and pets. Mow your lawn regularly and keep it free of the debris and long grass attractive to ticks. Cedar chips deter ticks, so using them as

a border can be helpful in keeping the yard tick-free. Also, try planting herbs and plants that repel ticks such as lemon grass, catnip, basil and lavender as a toxic-free and pet-safe solution.



## Braggs

MACH Loneacre's Dixieland Express  
CDX,RN,XF "Dixie" at Schnauzapalooza,  
1st T2B 8" Preferred, 2 – 1st place JWW 8"  
Preferred  
1st place Utility A 1st leg, 2nd place Open B,  
High Combined  
Owned by Sue Quinn

Kaia earned her Open Jumpers agility title  
at Schnauzapalooza May 10th under Judge  
Joan Meyer. Kaia needed two legs to com-  
plete this title going into Schnauzapalooza  
and did it with style earning perfect scores  
and first place for both. She followed this up  
by earning her first Excellent Jumpers leg the  
next day taking second place. Kaia is  
owned and loved by Lisa Martin. Thanks  
again and again to Debbie Herrell for  
breeding such a wonderful dog and Lynn  
Baitinger for her patience and guidance.

*Congratulations!*

**MSCM Agility Trial**

**Friday, July 26, 2013**

Canine Sports & Recreation  
Center  
Dexter, MI

Member volunteers needed! If  
you can't make it to the trial,  
volunteer to make food to feed  
the workers!  
More info on the trial to come  
later

## Show Calendar

### Obedience & Rally

July 6-7 Obed/Rally  
Ann Arbor KC  
Monroe, MI  
Closes 6-19

July 12-14 Obed  
Holland/Battle Creek KC  
Marshall, MI  
Closes 6-26

July 20-21—UKC Obed/Rally  
Wolverine DTC  
Northfield, MI  
[www.ukcdogs.com](http://www.ukcdogs.com)

July 27-28—UKC Obed/Rally  
Echo Club  
Buchanan, MI  
[www.ukcdogs.com](http://www.ukcdogs.com)

Aug. 2-4 Obed/Rally  
Jaxon KC  
Marshall, MI  
Closes 7-17

Aug. 9-11 Obed/Rally  
Obed. TC of Greater Lansing  
Lansing, MI  
Closes 7-24

Aug. 17-18 Obed  
St. Joe Valley Agility Club  
Buchanan, MI  
Closes 7-31

Aug. 30-Sept 1  
Marquette KC  
Marquette, MI  
Closes 8-14

### Agility

July 12-14  
AADTC  
Dexter, MI  
Closes 6-27

July 19-21  
Southern MI Weimaraner Club  
Dexter, MI  
Closes 7-3

July 26  
MSCM  
Dexter, MI  
Closes 7-12

July 27-28  
GWP Club  
Dexter, MI  
Closes 7-12

Aug. 3-4  
Capital City Club  
Williamston, MI  
Closes 7-20  
OUTDOORS

Aug. 9-11  
Gordon Setter Club  
Dexter, MI  
Closes 7-27

Aug. 16-18  
Rhodesian Ridgeback Club  
Dexter, MI  
Closes 8-2

Aug. 23-25  
Companion DTC  
Grand Blanc, MI  
Closes 8-7

### Conformation

July 6-7  
Ann Arbor KC  
Monroe, MI  
Closes 6-219

July 12-14  
Holland, MI KC, Battle Creek KC  
Marshall, MI  
Closes 6-26

August 1-4  
Jaxon KC, Sturgis KC, Berrien KC  
Marshall, MI  
Closes 7-17

August 30– September 1  
Marquette KC  
Marquette, MI  
Closes 8-14